

TX6.BMW

3-way Compo set dedicated to BMW & Mini - 150W RMS



Easy installation with minor modifications. No drilling...

Transfigures the sound quality of the original installation, even on the original head-unit.

More sensitive upgrade with the use of an MTX RT50.4M, TX275, TX450, TX2275, TX2450, TX480D, RFL4120 or RFL5300 amp.

Luxury speakers with neodymium magnets and fiber cones.

New shallower subwoofers (-10mm compare to the 2015 TX6.BMW)

All the cables and screws are included.

All the frames are the same as the original ones.

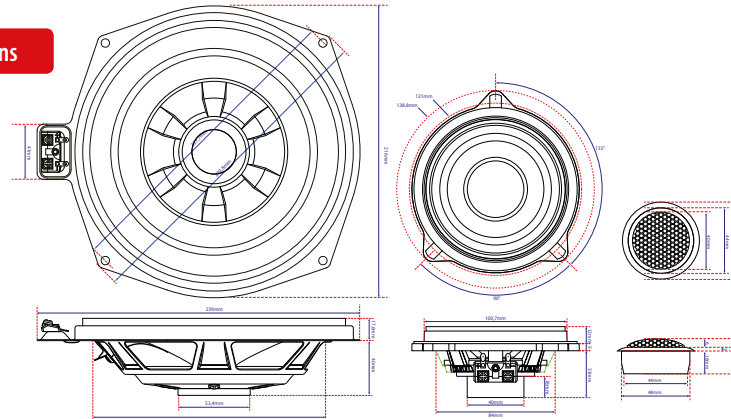
Specifications

- 2 neodymium 8" subwoofers
- 2 neodymium 4" midranges
- 2 neodymium 1" silk dome tweeters
- Peak power : 300W
- RMS power : 150W
- Impedance : 4Ω
- Response : 23-25000Hz
- Efficiency : 93,5dB/2,83v/1m
- On-line passive x-overs

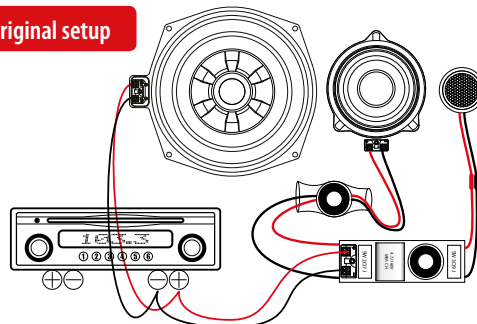
- BMW Compatibility :
1er : F20 F E87 E87 E81 E82 E88
2er : F22 F23 F45 F46
3er : F30 F31 F34 E90 E91 E92 E93
4er : F32 F33 F36
5er : F10 F11 F07 E60 E61
6er : F12 F13 F06
7er : F01 F02 E65 E66
X1 : F48 F49 E84 - X3 : F25 E83 - X4 : F26
X5 : F15 F85 E70 - X6 : F16 E71
Z4 : E89

- Mini Compatibility :
R55 R56 R57 R58 R59 R60 R61

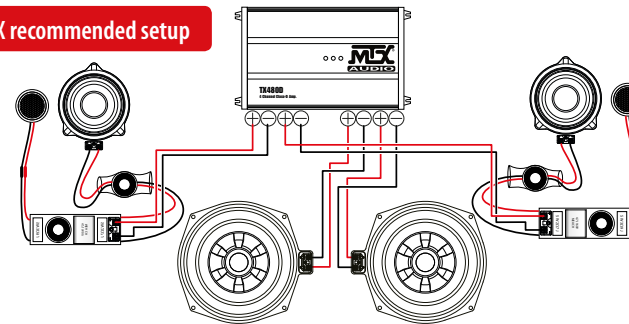
Dimensions



Original setup



MTX recommended setup



mtxaudio.eu

facebook.com/MTXEurope

twitter.com/MTXEurope